

School Year (SY) 2022-23: Migrant Education Program (MEP) Data Reporting Webinar

October 2, 2023

3:00 pm – 4:30 pm ET

The mission of the Office of Migrant Education is to provide excellent leadership, technical assistance, and financial support to improve the educational opportunities and academic success of migratory children, youth, agricultural workers, fishers, and their families.

Office of Migrant Education
U.S. Department of Education



Introduction of Speakers

- Benjamin Starr - Office of Migrant Education (OME)
 - Benjamin.Starr@ed.gov
- Preeti Choudhary – OME
 - Preeti.Choudhary@ed.gov
- Patricia Meyertholen
 - Patricia.Meyertholen@ed.gov
- Abbie Ajayi – Migrant Student Information Exchange (MSIX)
 - Aajayi@deloitte.com
- Michelle Williams – Michigan MEP Director
 - WilliamsM48@michigan.gov

Icebreaker

- What was your state's last year (SY 2021-22) category 1 child count?
- Do you expect an increase in SY 2022-23 category 1 child count compared to the previous year?

Before We Get Started!

- Dial-in Number: [+1 202-991-0393](tel:+12029910393),
Access Code: 101 592 824#
- Participate! Ask Questions!
 - Click the “Chat” button to ask questions. We are here to help and will actively monitor the chat.
 - We will address questions at the office hours.
- Mute your Microphone if you are not speaking

Purpose of Webinar

- Provide resources to assist State MEP data reporting requirements for SY 2022-23.
- Review changes to the MEP data submission processes.

Agenda

- Introduction
- MEP Data Reporting Overview
- MSIX for Reporting Subcategories
- MSIX Child Counts
- MSIX Child Count Reconciliation: Michigan MEP
- Birth through Age 2 Reconciliation and Subcategories Reconciliation
- EDPass Reporting: MEP and Shared File Specifications
- Consolidated State Performance Report (CSPR) Qualitative Data
- Timeline and Resources
- Questions

MEP Data Reporting Overview

Legal References

Title VIII. General Provisions: Part C, Section 8303, Consolidated Reporting (ESEA, as amended through P.L. 114-95).

Code of Federal Regulations:

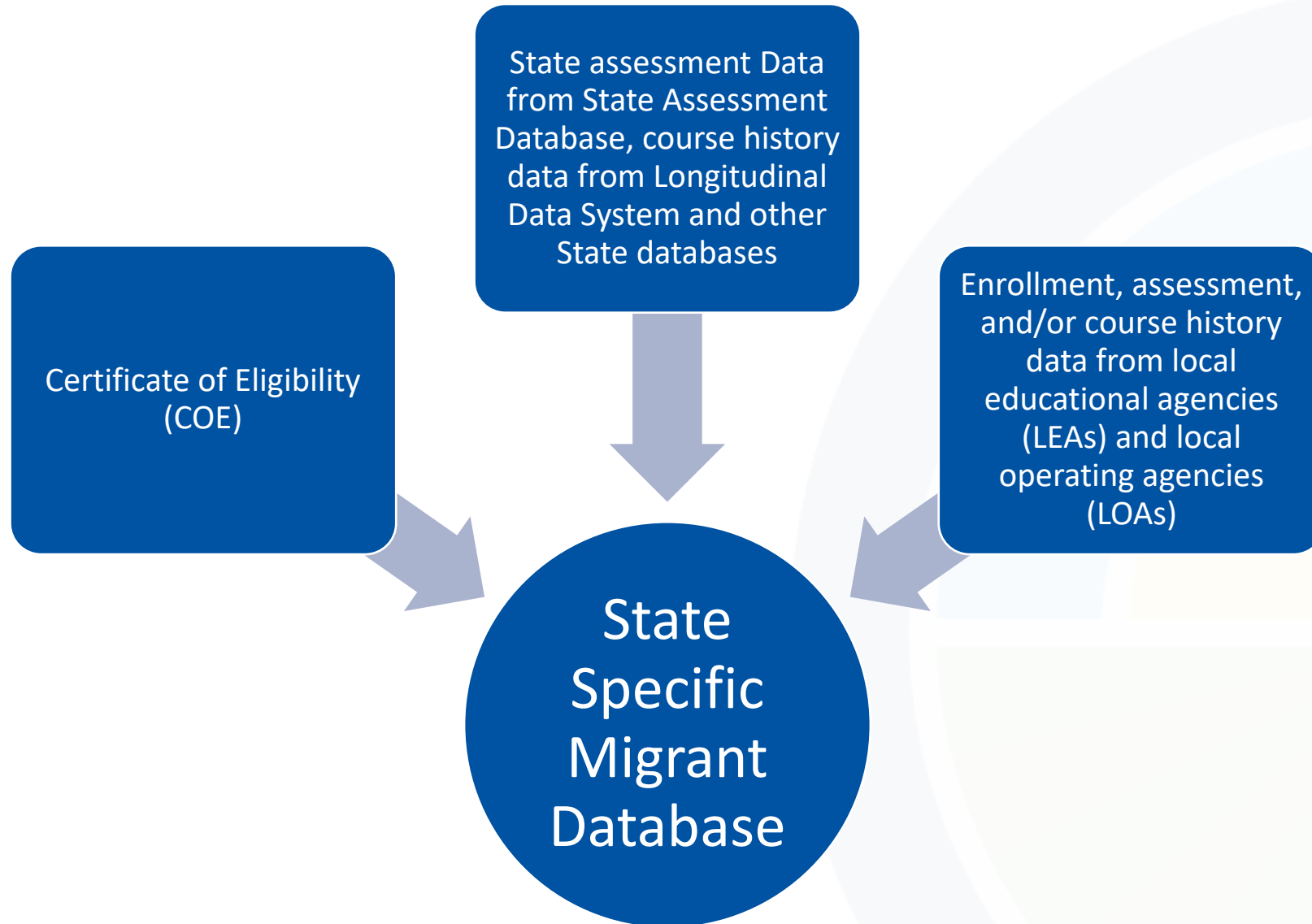
- 34 CFR 76.720: Applies to a State's reports required under 2 CFR 200.329(Monitoring and Reporting of Program Performance) and 2 CFR 200.328 (Financial Reporting).
- 34 CFR. 200.81, 200.82, and 200.85: Student record transfer and MSIX regulations

Guidance: MEP Guidance, March 2017, Chapter IX. Program Performance and Child Count Reporting, pages 96-105.

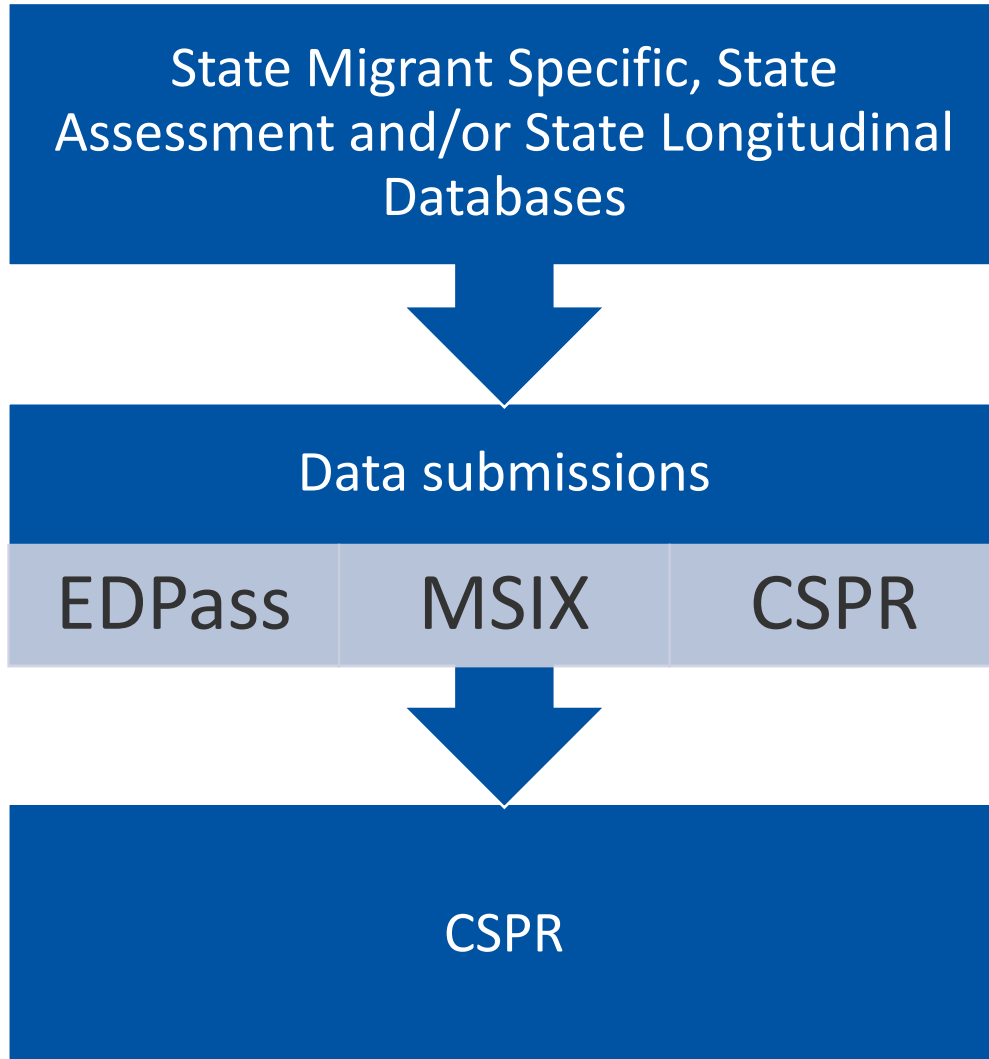
What are CSPR, *EDFacts*, EDPass and MSIX?

- **The Consolidated State Performance Report (CSPR)** is the required annual reporting tool for of each State, the District of Columbia, and Puerto Rico as authorized under Section 9303 of the Elementary and Secondary Education Act (ESEA), as amended. [SY 2022-23 CSPR documentation](#)
- ***EDFacts*** is a U.S. Department of Education (Department) initiative to collect, analyze, and promote the use of high-quality, pre-kindergarten through grade 12 data. *EDFacts* centralizes performance data supplied by State educational agencies (SEAs) with other data assets, such as financial grant information, within the Department to enable better analysis and use in policy development, planning, and management.
- **EDPass** is used to submit the data for *EDFacts*. ([EDPass User Guide](#))
- **MSIX** is a web-based platform developed and maintained by the Department in response to a statutory requirement that the Department facilitate the electronic exchange of migratory student records (ESEA section 1308(b)). MSIX is used to generate Title I, Part C child counts.

MEP Data Sources



MEP Data Flowchart for CSPR



EDPass
<ul style="list-style-type: none">• MEP Specific FS:<ul style="list-style-type: none">• FS 121 PFS, IDEA, EL, OSY subcategories (piloting in MSIX 22-23)• FS 54: MEP Services• FS 145: MEP Instructional/Support Services• FS 165: Consolidated MEP Funds Status• Shared FS:<ul style="list-style-type: none">• FS 175, 178, 185, 188: Assessment Data• FS 32: Dropouts

MSIX
<ul style="list-style-type: none">• Eligibility Data:<ul style="list-style-type: none">• Calculates Category 1 and 2 Child Count to make allocations

CSPR
<ul style="list-style-type: none">• Qualitative data:<ul style="list-style-type: none">• Issues regarding child count data quality• 10% increase/decrease compared to previous year• MEP quality control processes

EDPass/*EdFacts* Reporting

MEP Data Reporting in EDPass

- **MEP Specific File Specs**

- FS 121 PFS, IDEA, EL, QAD subcategories (piloting in MSIX 22-23)
- FS 54: MEP Services
- FS 145: MEP Instructional/Support Services
- FS 165: Consolidation of MEP Funds in Schoolwide Projects Status

- **Shared file specs**

- FS 175, 178, 185, 188: Assessment Data
- FS 32: Dropouts

FS 121 Updates

File Specification 121 Data for 2022-23

FS 121 collects data for:

- Race and Ethnicity
- PFS
- ELs
- Disability Status [Individuals with Disabilities Act (IDEA)/IEP]
- Mobility Status (QAD)

Note: Removed Subtotal 1 by age/grade from FS 121

Aggregation	Age/Grade (w/o 13)	Racial Ethnic	Age/Grade (w/o 13 and BT2)	Priority for Services (Only)	English Learner Status (Only)	Disability Status (Only)	Mobility Status (12 months)	Total Indicator	Comments
Category Set A	X	X						N	Child Count by Age/Grade (w/o 13) by Racial Ethnic
Category Set B			X	X				N	Child Count by Age/Grade (w/o 13 and BT2) by Priority for Services (Only)
Category Set C			X		X			N	Child Count by Age/Grade (w/o 13 and BT2) by English Learner Status (Only)
Category Set D	X					X		N	Child Count by Age/Grade (w/o 13) by Disability Status (Only)
Category Set E	X						X	N	Child Count by Age/Grade (w/o 13) by Mobility Status (12 months)
Education Unit Total								Y	Education Unit Total of Child Count

FS Transition Timeline

FS Data Transition to MSIX in School Year (SY) 2023-24

- SY 2021-22
 - FS 121 (Category 1 child count) and
 - FS 122 (Category 2 count),
 - Both counts included age birth through two
- SY 2022-23
 - State submits data in FS121 and MSIX.
 - Pilot year to collect PFS, ELs, IDEA/IEP, and QAD via MSIX.
 - OME will compare EdFacts FS subcategory data with MSIX data.
- SY 2023-24
 - Tentative full transition of FS 121 data collected in MSIX (minus race and ethnicity status)

Child Count

- States must annually submit unduplicated Category 1 and Category 2 child counts, which determine a state's allocations for the MEP.
- OME only accepts child counts submitted via MSIX.
- A State ONLY may obtain approval to submit its child counts outside of the MSIX system under exceptional circumstances.
- The Chief State School Officer (CSSO) or his/her designee is required to attest, prior to submission of the CSPR, to the accuracy, reliability, and validity of both the Category 1 and Category 2 child counts.

Category 1 Child Count

- The Category 1 child count is the 12-month unduplicated statewide total of children who are eligible to be counted for funding purposes. It consists of all of the migratory children aged 3 through 21 who, within 36 months of a qualifying move that resulted in a QAD, resided in the State for one or more days during the September 1 to August 31 Performance Period.
- Only data for migratory children who have a COE documenting their eligibility for the MEP should be reported to MSIX.

Category 2 Child Count

- The Category 2 child count is an unduplicated count of migrant children who were served for one or more days in MEP-funded summer or intersession programs in the State during the September 1– August 31 Performance Period.
- All migratory children must be eligible for the MEP on the date that verifies residency in the MEP-funded Summer or Intersession program.
- A child whose eligibility ends during the regular school term cannot be included in the Category 2 child count even if he or she participates in the MEP-funded Summer/Intersession program.

MSIX Snapshot for MEP Child Counts

- What is a snapshot?
 - A snapshot is an instantaneous "picture" of your server's file system at a certain period of time. This picture captures the contents of the entire file system when the snapshot was taken.
 - Snapshot from MSIX will be captured on January 13, 2024. (Data entry deadline: by 5 pm ET on January 11, 2024)
 - Snapshot is directly dependent on the source database (State Migrant-specific database)
- Data quality checks before and after the MSIX Snapshot
 - Snapshot data may not be the State's final child counts
 - OME may reach out to the States before and after snapshot is taken
 - States are required to make updates in their database to correct data in MSIX
- When data quality checks are complete, OME will create a spreadsheet containing final MSIX child count numbers
 - Spreadsheet with the final counts available will be shared via MEPSTATE Listserv message
 - Next year's goal is to have a child count snapshot report available in MSIX

MSIX Child Count Reconciliation Report

Importance of MSIX Child Count Reconciliation Report

- To help generate an accurate child count
- With the help of a reconciliation report, States can compare their Category 1 and 2 child counts using their State Migrant-specific database and MSIX.
- State data administrators can access the report
- State data administrator can review the included and excluded list
- Identify records of children may be causing discrepancies in the State and MSIX child count
- Resolve any discrepancies
- Reach out to the MSIX Help Desk for any technical Assistance
 - 1-866-878-9525, MSIXSupport@deloitte.com

Reconciliation Report Included List - MSIX Category 1

Child Count Logic

Children appear on the Category 1 Included List if one of the dates that establishes residency (Enrollment Date, Withdrawal Date, Residency Date, Residency Verification Date) occurs **during the performance period and satisfies all of the following criteria:**

- a) This date must occur **on or after** the child's 3rd birthday **and before** the child's 22nd birthday.
- b) The Qualifying Arrival Date (QAD) must occur **on or within 36 months minus one day before** this date.
- c) The Eligibility Expiration Date must occur **on or after** this date.
- d) If a Graduation/HSE Date is submitted, it must occur **on or after** this date.
- e) Enrollment Type associated with this date must be 01, 02, 03, 04, 05, or 06.

Reconciliation Report Included List - MSIX Category 2

Child Count Logic

Children appear on the Category 2 Included list if they are included in the Category 1 included list AND the dates that establish residency (Enrollment Date, Withdrawal Date, Residency Date, or Residency Verification Date) occur **during the performance period and satisfy all of the following criteria:**

- a) This date must occur **on or after** the child's 3rd birthday **and before** the child's 22nd birthday.
- b) The Qualifying Arrival Date (QAD) must occur **on or within 36 months minus one day before** this date.
- c) The Eligibility Expiration Date must occur **on or after** this date.
- d) If a Graduation/HSE Date is submitted, it must occur **on or after** this date.
- e) Enrollment Type associated with this date must be 03 Summer/Intersession MEP-Funded Project.

MSIX Reconciliation Michigan MEP

Michelle Williams – State MEP Director

Why is it important for your State to reconcile your category 1 and category 2 child counts with MSIX?

- Cat 1&2 counts impact state funding
 - Most important and has a large impact on services to migratory children in Michigan
- Data contributes to national counts and statistics
 - MSIX data is used by OME to manage the MEP
- Improves accuracy of CSPR data for students
 - DQ reports, include & exclude reports and reconciliation used to improve accuracy
 - Develop practices to ensure all students are included in reports and counts
- Data Accuracy
 - MSIX data is tied to multiple systems and multiple states
 - Records for students are potentially not connected if data is not accurate or multiple records exist

How often does Michigan reconcile counts?

Michigan reconciles MSIX data at least 3 times per year

- End of regular / school year (June)
 - First official snapshot taken from MIS2000 and processed through the state to check for data errors and accuracy to the CAT1 Count
- End of summer/performance period (August)
 - End of performance period snapshot taken after prior year is locked and data quality is checked
 - CSPR data generated as well
- Preparation for submission (October/November +)
 - Several rounds of snapshots as data is reviewed and validated
 - Final review of counts
 - Download include and exclude reports

Lessons learned from our past experiences:

- Create “snapshots” of data from both systems; data can change every day.
- December snapshot (now January 2024)
 - No data changes for 1 week prior to OME snapshot
 - Save files on snapshot day for reference
- Data quality checks in MIS2000 crucial
 - Monthly and quarterly at the local level
 - Rechecked quarterly at state level
 - Reconcile RY as a test run. *Makes year end reconciliation quicker and easier*
- Reconciliation of data in parts
 - Trying to find and fix all discrepancies for an entire year with the pressure of deadlines is not optimal
 - Allows for discovery of any data issues that can be corrected; new reports or procedures to ease the burden of future reconciliations

Knowledge Check #1

Do you think a child will be included in the MSIX category 1 child count for the 2022-23 performance period using the following criteria?

1. Date of birth: 10/25/2019
2. Qualifying Arrival Date: 10/10/2019
3. Eligibility Expiration Date: 10/09/2022
4. Residency Date: 10/10/2019

Knowledge Check # 1 - Answer

Do you think a child will be included in the MSIX category 1 child count for the 2022-23 performance period using the following criteria?

1. Date of birth: 10/25/2019
2. Qualifying Arrival Date: 10/10/2019
3. Eligibility Expiration Date: 10/09/2022
4. Residency Date: 10/10/2019

Answer: The child was born after the qualifying move was made.

Age Birth through two Reconciliation Report

Age Birth through 2 Reconciliation Report | Access



Welcome ▼

HOME

SEARCH

WORKLIST

MY LISTS

REPORTS

STATE/REGIONS

ADMINISTRATION

HELP

MY ACCOUNT

SIGN OUT

TRAINING

RESOURCES

CONTACT

MSIX ID Count

MSIX Child Count

Demographics

Enrollments (MDE Type)

Enrollments (Multiple States)

Potential Missed Enrollments

Grade Retention

Course History

Assessments

Worklists

Worklist reports display data on total worklist items, including outstanding worklist items. [CFR § 200.85(b)(3)(iii)]

Merges & Splits by User

Merges & Splits by Age

Data Requests by Age

Data Quality

Data Quality reports help State and Regional Data Administrators verify data quality compliance levels by showing recent files submitted by States and displaying student records that contain incomplete or invalid data, potential duplicates, and data logic issues. [34 CFR § 200.85 (d)]

File Submission

Potential Duplicates

Data Validity

Data Logic Issues

Data Completeness

Reconciliation

Reconciliation reports help you identify data quality issues in student records that may cause differences in child and subcategory counts between MSIX and your State system. Use these reports to review and reconcile Child Count and subcategory counts against your State system.

Category 1 and Category 2 Child Count

Age Birth through 2

PFS, EL, IEP, QAD


Student Mobility

Student Mobility reports display data on children moving to and from different States. Use these reports to analyze patterns and plan identification and recruitment (ID&R) efforts.

General Move From

General Move To

Age Birth through 2 Reconciliation Report | Overview



Welcome

HOME

SEARCH

WORKLIST

MY LISTS

REPORTS

STATE/REGIONS

ADMINISTRATION

HELP

MY ACCOUNT

SIGN OUT

TRAINING

RESOURCES

CONTACT

Reports > Age Birth Through 2 Reconciliation Overview

Age Birth through 2 Reconciliation Overview

This report displays the number of eligible migratory children Age Birth through 2 in your State. Use the excluded list to find and reconcile student records of children included in your State's count of migratory children Age Birth through 2 who are not included in the MSIX count.

Filter

Showing: Last performance period (September 1, 2022 - August 31, 2023)

Age Birth through 2

Data reflects files submitted on or before 09/01/2023

The counts below represent the total unduplicated number of MSIX IDs included and excluded from the Age Birth through 2 child count for the selected performance period.

Included 612

Excluded 0

View Details

*Screenshot does not contain real data.

Subcategories (PFS, EL, IEP, and QAD) Reconciliation Report

Subcategory Reconciliation Report | Overview



Welcome

HOME

SEARCH

WORKLIST

MY LISTS

REPORTS

STATE/REGIONS

ADMINISTRATION

HELP

MY ACCOUNT

SIGN OUT

TRAINING

RESOURCES

CONTACT

Reports > PFS, EL, IEP and QAD Overview

PFS, EL, IEP and QAD Overview

This report displays the number of eligible migratory children submitted with a PFS, EL, IEP Indicator of “Yes” or a new QAD in the selected Performance Period.

Filter

Showing: Last performance period (September 1, 2022 - August 31, 2023)

Indicators

Data reflects files submitted on or before 08/24/2023

The counts below represent the total unduplicated number of MSIX IDs submitted with an indicator value of “Yes” for the selected performance period.

Priority for Services (PFS)
Review

191

English Learner (EL)
Review

152Individualized Education Program (IEP)
Review

Qualifying Arrival Date

Data reflects files submitted on or before 08/24/2023

The count below represents the total unduplicated number of MSIX IDs with a Qualifying Arrival Date in the selected performance period.

QAD
Review

190

*Screenshot does not contain real data.

Subcategory Reconciliation Report | PFS Report

[Reports](#) > [PFS, EL, IEP and QAD Overview](#) > Priority for Services Reconciliation Report

Priority for Services (PFS) Reconciliation Report

The data below lists migratory children who were submitted with a PFS Flag of "Yes" in the selected performance period. [Learn More](#)

Showing: Last performance period (September 1, 2022 - August 31, 2023)

Total Included Count: 191

MSIX ID ▲	State ID	Last Name 1	Last Name 2	First Name	District	Grade
1122334455667	000011112	Doe	-	Jen	Palm Beach	Grade 5
1122334455668	000011112	Smith	-	Maria	Roma Elementary District (K-5)	Grade 7
1122334455669	000011112	Johnson	-	Catherine	Roma Urban High School District (HS)	Grade 8
1122334455670	000011112	Carroll J.D.	-	John	William Carroll District (K-12)	Grade 3
1122334455671	000011112	Brown M.J.	-	Christopher	Roma Elementary District (K-5)	Grade 4
1122334455672	000011112	Wilson R.	WILSON	MICHAEL	Roma Elementary District (K-5)	Grade 5
1122334455673	000011112	Green M.B.A.	-	STEPHEN	Roma Elementary District (K-5)	Grade 5
1122334455674	000011112	Anderson C.	A	JENNIFER	Gardner Elementary District (K-5)	Grade 1
1122334455675	000011112	Thompson J.	-	CHRISTY	Gardner Elementary District (K-5)	Grade 3
1122334455676	000011112	HARRINGTON K.	HARRIS	FRANK	Roma Elementary District (K-5)	Grade 7
1122334455677	000011112	ANDERSON T.	TAYLOR	KIMBER	Starfield Elementary District (K-5)	Grade 2
1122334455678	000011112	SMITH	SMITH	MARY	Roma Elementary District (K-5)	Grade 7
1122334455679	000011112	SMITH	S	MARTIN	Roma Elementary District (K-5)	Grade 7
1122334455680	000011112	SMITH	SMITH	JOHN	Gardner Elementary District (K-5)	Grade 3
1122334455681	000011112	FLORES J. Rodriguez	-	MATTHEW	Roma Elementary District (K-5)	Grade 7
1122334455682	000011112	WILLIAMS E.	-	LINDSEY	Gardner Elementary District (K-5)	Grade 2
1122334455683	000011112	Williams D.	TAYLOR	STEPHAN	Starfield Elementary District (K-5)	Grade 5

*Screenshot does not contain real data.

Subcategory Reconciliation Report | PFS Child Detail

Child Detail, Priority for Services

This page displays the relevant Minimum Data Elements (MDEs) of the student record for a child who is included in the Priority for Services count for the performance period.

Showing: Last performance period (September 1, 2022 - August 31, 2023)

< Previous Record Next Record >

First Name	Jen
Last Name 1	Doe
Last Name 2	-
MSIX ID	112233445687
State ID	000011112
DOB	02/09/2014
Grade	5
District	PALM BEACH
School	GOVE ELEMENTARY SCHOOL
Enrollment Date	08/16/2022
Enrollment Type	02
Withdrawal Date	05/19/2023
Residency Date	08/16/2021
Residency Verification Date	-
Qualifying Arrival Date	08/13/2021
Eligibility Expiration Date	08/12/2024
Continuation of Services Reason	-
Graduation/HSE Date	-

Last Updated 08/29/2023

Priority for Services Logic

What children appear on the Priority for Services Reconciliation Report?

Children are included in the MSIX PFS count if they meet all Category 1 Child Count eligibility requirements for the selected performance period, and they have at least one enrollment line in that performance period that includes a PFS Flag value of "Yes." If the child has multiple enrollments in the selected performance period with a PFS Flag value of "Yes" then MSIX will display the enrollment line with the longest duration (i.e. longest time between Enrollment Date and Withdrawal Date).

*Screenshot does not contain real data.

Subcategory Reconciliation Report | PFS Report

Reports > PFS, EL, IEP and QAD Overview > Priority for Services Reconciliation Report

Priority for Services (PFS) Reconciliation Report

The data below lists migratory children who were submitted with a PFS Flag of "Yes" in the selected performance period. [Learn More](#)

Showing: Last performance period (September 1, 2022 - August 31, 2023)

Total Included Count: 191

MSIX ID ▲	State ID	Last Name 1	Last Name 2	First Name	District	Grade
1122334455667	000011112	Doe	-	Jen	Palm Beach	Grade 5

< >

*Screenshot does not contain real data.

Subcategory Reconciliation Report | Export Fields

- MSIX ID
- State ID
- State Student Identifier Type
- Last Name 1
- Last Name 2
- First Name
- Birth Date
- Grade Level
- District
- Region
- School Name
- Qualifying Arrival Date
- Eligibility Expiration Date
- Enrollment Type
- Enrollment Date
- Withdrawal Date
- Residency Date
- Residency Verification Date
- Continuation of Services Reason
- Graduation Date

MEP and Shared File Specifications (EdPass)

MEP File Specifications 54 and 145

- Report number of MEP eligible children who received MEP-funded services during the performance period:
 - Age birth-2
 - Age 3-5 (not Kindergarten)
 - Grades K-12
 - Ungraded
 - Out of School Youth
- Totals are calculated automatically.
- Refer to definitions in the MEP Glossary or File Specifications.

FS 54: MEP Children Served

- **Number served:** Unduplicated number of MEP eligible children who received MEP-funded instructional or support services
- **Priority for Services:** Unduplicated number of MEP eligible children classified as PFS who received MEP-funded instructional or support services
- **Continuation of services:** Unduplicated number of migratory children who received MEP-funded instructional or support services under the continuation of services authority Section 1304(e)(1-3) of the Elementary and Secondary Education Act of 1965 (ESEA), as amended

FS 145: Types of MEP Services

- **Instructional services:** Unduplicated number of eligible migratory children who received any MEP-funded instructional service provided by either a teacher or a paraprofessional.
 - **Type of Instructional Service:** Number of eligible migratory children who received MEP-funded reading/LA instruction, mathematics instruction, or high school credit accrual, provided by a teacher only.
- **Support Services:** Unduplicated number of eligible migratory children who received any MEP-funded support service, for example XYZ
 - **Breakout of Counseling Services:** Unduplicated number of eligible migratory children who received a counseling service.

FS 165: Consolidated MEP Funds Status

- **Consolidated MEP Funds Status**

- Whether the school has a schoolwide program (SWP), as defined by Title I of ESEA, as amended, in which federal MEP funds are consolidated as authorized under 34 CFR Section 200.29
- Refer to MEP NRG Chapter V for additional information

FS 165: Consolidated MEP Funds Status

Removed “Not Applicable for SY 2022-23 data collection.”


Permitted Value Abbreviation	Permitted Value Description	Comments
YES	Yes	MEP program funds were consolidated into a schoolwide program (SWP)
NO	No	MEP program funds are not combined, including when the school does not have a Title I schoolwide program
MISSING	Missing	Use when data are not available by this category.

Assessment File Specs (Shared)

- File Specs 175, 178, 185, 188 shared with programs and activities supported by the Elementary and Secondary Education Act of 1965 (ESEA), as amended by the Every Student Succeeds Act (ESSA) and the Individuals with Disabilities Education Act (IDEA), Section 618.
- Reading/Language Arts and Mathematics Assessment Data used to calculate Performance Measures 1 and 2
- For Grades 3-8 and High School:
 - number of migratory children enrolled during the testing window
 - number of migratory children who participated in the assessment
 - number of valid scores
 - number of migratory children who scored at or above proficient

TA Opportunity: Comparing these Numbers

Eligible migratory
children in each grade
(Grades 3-8) (**MSIX
Child Count**)



Number of eligible
migratory children who
participated in the
assessment in grades 3-8
(**File Specs 175, 178,
185, 188**)

Answer in the chat

- The number of migratory children participating in assessments should be **smaller** than the number of eligible migratory children in each grade.
- Is this a problem any States are experiencing?

FS 32: Dropouts (Shared)

- Unduplicated number of eligible migratory children who dropped out of school.
- Due date: February 21, 2024
- **Dropout:** The term used for students, who
 1. were enrolled in a public school for at least one day during the previous performance period,
 2. were not enrolled at the beginning of the current performance period,
 3. who have not graduated from high school or completed a State- or district-approved educational program, and
 4. who do not meet any of the following exclusionary conditions:
 - a) transfer to another school district, private school or State- or district-approved educational program (including correctional or health facility programs),
 - b) temporary absence due to suspension or school-excused illness or
 - c) death.
- Students who dropped out-of-school prior to the previous reporting period should not be reported in this item.

CSPR Qualitative Data

Child Count Increase/Decrease

- Explain any increases or decreases from last year in the number of students reported for Category 1 greater than 10 percent.
- Explain any increases or decreases from last year in the number of students reported for Category 2 greater than 10 percent.
- Comparing Child Counts from MSIX
 - 2021-2022: Use the Child Counts OME provided in the June 23 MEPSTATE listserv message and sent with webinar materials
 - 2022-2023: Use the most recent Child Counts in MSIX

Re-interview Data

- Annual prospective re-interviews provide confirmation of your State's eligibility determinations and allows for the identification of problems early on so they can be quickly corrected before the State finalizes its child counts.
- The re-interview sample is drawn from children whose MEP eligibility was determined during the performance reporting period (i.e., prior to calculating annual migratory child counts)
- Report:
 - **Prospective re-interviewing procedures:** how you obtained data from families
 - **Prospective re-interview results**
 - **Narrative:** If any of the migratory children were found ineligible, describe those corrective actions or improvements that will be made by the SEA to improve the accuracy of its MEP eligibility determinations

Answer in the chat box

- How does your State conduct its prospective re-interviewing?
- When do you conduct them?
 - Ex. Rolling or at the end of the term?
- Who conducts the re-interviewing in your state?
 - Ex. Statewide, district

Timeline and Resources


Data Collection Portals and Timeline for SY 2022-23

- EDPass Submission System
 - FS 121, FS 54, FS 145, FS 165, FS 175, FS 178, FS 185, and FS 188
 - **Due: January 10, 2024 @11:59 pm ET**
 - **FS 032 is due on February 21, 2024 @11:59 pm ET**
 - [Communities360° - Home > Overview > Data Submission Organizer \(ed.gov\)](#)
- MSIX
 - Child Count
 - **Data is due for Child Count Snapshot: January 11 @ 5 pm**
 - **Child Count Snapshot Date: January 13, 2024** (Enter the data in MSIX by January 11 @ 5 p.m. to capture in the January 13 snapshot.)
- Illume
 - CSPR Part I Qualitative Data
 - **First Submission Open/Close: January 31, 2024 to February 28, 2024 @ 5 pm ET**
 - **Second Submission Open/Close: March 27, 2024 to April 17, 2024 @ 5pm ET**

EDFacts EDPass Submission Portal

- EDFacts EDPass is the new submission system portal used to collect EDFacts data/File Specifications (FS)
- EDPass can be accessed through the [EDFacts Initiative](#) website or by navigating to the EDPass website: <https://edpass.ed.gov>
- [EDPass User Guide \(PDF\)](#)
- [SY 2022-23 EDFacts Business Rules](#) will be programmed into EDPass (Nov. 6 for MEP File Specs)

Signing into EDPass

ED*Facts* EDPass
US Department of Education

Terms of Service

You are accessing a U.S. Federal Government computer system intended to be solely accessed by individual users expressly authorized to access the system by the U.S. Department of Education. Usage may be monitored, recorded, and/or subject to audit. For security purposes and in order to ensure that the system remains available to all expressly authorized users, the U.S. Department of Education monitors the system to identify unauthorized users. Anyone using this system expressly consents to such monitoring and recording. Unauthorized use of this information system is prohibited and subject to criminal and civil penalties. Except as expressly authorized by the U.S. Department of Education, unauthorized attempts to access, obtain, upload, modify, change, and/or delete information on this system are strictly prohibited and are subject to criminal prosecution under 18.U.S.C. 1030, and other applicable statutes, which may result in fines and imprisonment. For purposes of this system, unauthorized access includes, but is not limited to:

- Any access by an employee or agent of a commercial entity, or other third party, who is not the individual user, for purposes of commercial advantage or private financial gain (regardless of whether the commercial entity or third party is providing a service to an authorized user of the system); and
- Any access in furtherance of any criminal or tortious act in violation of the Constitution or laws of the United States or any State.


If system monitoring reveals information indicating possible criminal activity, such evidence may be provided to law enforcement personnel.

☐ I agree

SIGN IN WITH **LOGIN.GOV**

U.S. DEPARTMENT OF EDUCATION

EDPass User Guide

ED*Facts* EDPass
US Department of Education

Administration ▾Data Submission ListUploadIDEA Child CountAE ▾

Hello, Alaska. Your last login was 06/22/2023 04:49:52 PM

AlaskaHome

Quick Links

ED*Facts* Reporting Documentation
[ED*Facts* Business Rules Single Inventory and Guide](#)
[ED*Facts* File Specifications](#)
[Acronym List](#)
[Data Submission Organizer](#)
EDPass Documentation
[EDPass User Guide](#)
[Technical Assistance Documentation](#)

We are here to help

ED*Facts* Partner Support Center
Hours: Monday - Friday, 8:00 AM to 6:00 PM ET
Phone: (877) 457-3336
Email: EDFacts@ed.gov

Paperwork Burden Statement

The National Center for Education Statistics (NCES), within the Institute of Education Sciences (IES), a part of the U.S. Department of Education (ED), has received OMB approval for its annual ED*Facts* data collection. Subject to the requirements of the Paperwork Reduction Act, a federal agency may not conduct or sponsor, and a person is not required to respond to, nor shall a person be subject to a penalty for failure to comply with a collection of information unless that collection of information displays a currently valid OMB Control Number. The OMB Control Number for this information collection is 1850-0925 (expiration 06/30/2025). Public reporting for this collection of information is estimated to be approximately 2,000 hours, annually, per respondent.

Figure 2.2: EDPass Landing Page

(**Note!** Only SEA EDPass Managers have **Administration** in the top menu bar.)

Resources

- EdFacts [website](#)
 - [SY 2022-23 File Specifications](#)
 - [EdFacts Workbook](#)
 - [Business Rules Single Inventory](#)
- [EDPASS User Guide](#)
- [MEP Glossary](#)
- [Resources | Migrant Education Program](#)
- [CSPR Approved Forms](#)

Help Desk

- Migrant Student Information Exchange (MSIX) Helpdesk
 - MSIXsupport@deloitte.com
 - [1-866-878-9525](tel:1-866-878-9525) (9:30 AM to 6:30 PM ET)
- ED*Facts* Partner Support Center (PSC)
 - [Partner Support Center Updates 2023](#)

The PSC is open from 8 a.m. to 6 p.m. ET, Monday through Friday.

Toll Free: 877-457-3336
(877-HLP-EDEN)

Fax: 888-329-3336
(888-FAX-EDEN)

Federal Relay Service: 800-877-0996
(federalrelay@sprint.com)

Email: ED*Facts*@ed.gov

Optional Office Hours

- Join us October 5, 3:00 pm ET – 4:30 pm ET
- Bring your questions!
- We may end early if all questions are answered.

Questions